


PROVIDING SAFETY

WIR SCHÜTZEN
Ihr Wertvollstes Kapital
IHRE MITARBEITER



T +49 211 88231735
www.usp-safety.com

Protecting People, Protecting Productivity



 **Gard**

The only range of mechanical interlocks independently certified to PLe



THE QUEEN'S AWARDS
FOR ENTERPRISE:
INTERNATIONAL TRADE
2018



C








US


Introduction to Fortress

Fortress Interlocks designs and manufactures safety equipment, protecting lives in hazardous workplaces. Our interlocks work in sequence to ensure employees are safeguarded from dangerous machinery by eliminating the possibility of human error.

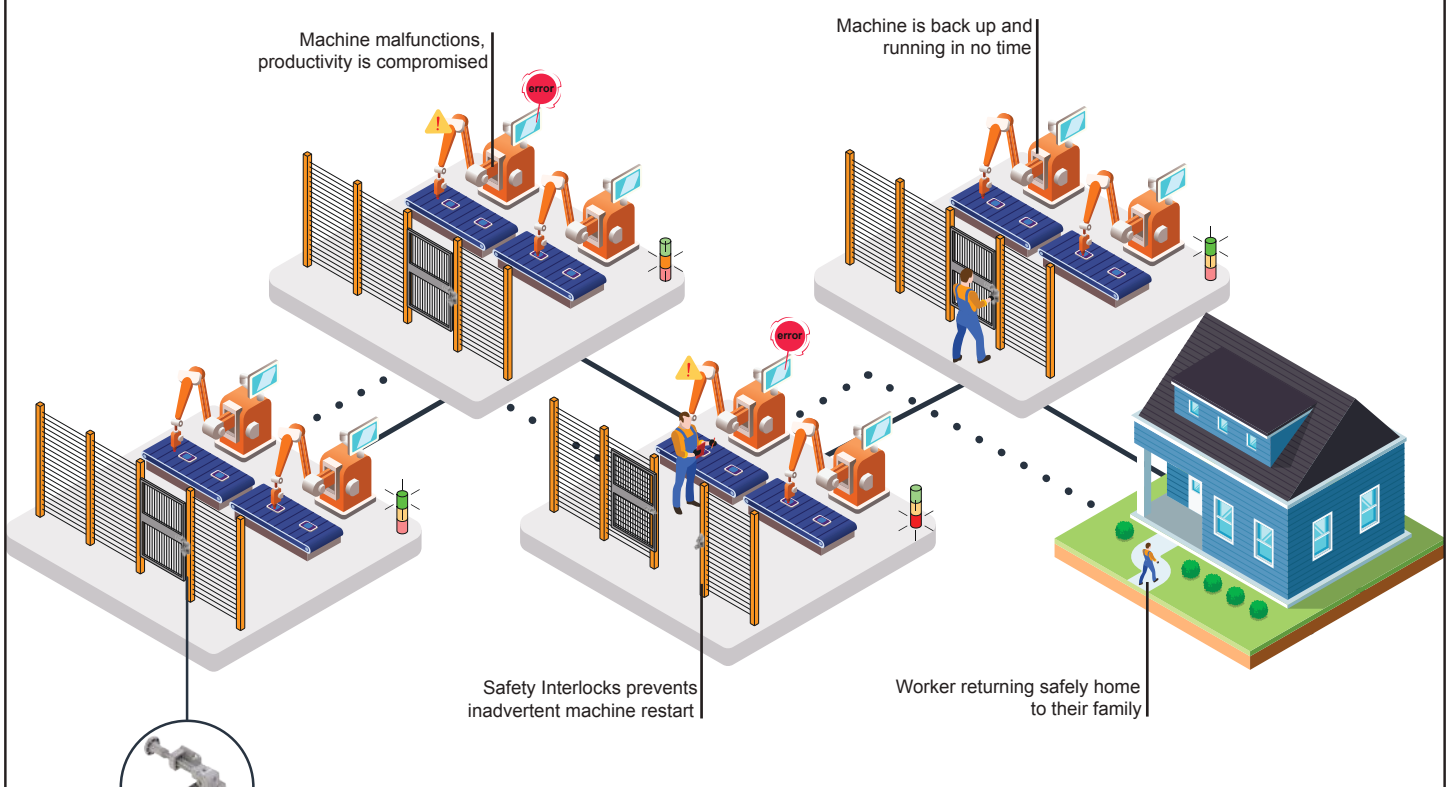
Over the last 40 years, Fortress has become well known in the industry for innovative design, robust engineering and reliability. Headquarters are in Wolverhampton (UK), with supporting offices and manufacturing facilities in the USA, Netherlands, Australia and China, further supported by a global network of trusted distributors and channel partners.

Fortress' current product portfolio includes:

-  **mGard** - The only range of mechanical interlocks independently certified to PLe
-  **amGardpro** - Heavy duty safety gate switches with connectivity and trapped key integration certified to PLe
-  **amGardS40** - Stainless steel IP69K safety gate switches independently certified to PLe
-  **tGard** - Medium duty interlocks with configurable built-in control functionality independently certified to PLd
-  **ncGard** - A complete range of non-contact safety switches



"Protecting People, Protecting Productivity"



Machine malfunctions, productivity is compromised

Machine is back up and running in no time

Safety Interlocks prevents inadvertent machine restart

Worker returning safely home to their family

Safety Interlock fitted to guarding prevents unauthorised access whilst machine is running

"Protecting productivity and most importantly people is at the heart of Fortress Interlocks. Ensuring loved ones working in dangerous environments return safely home to their families every day."

Introduction to mGard

Why Interlocks?

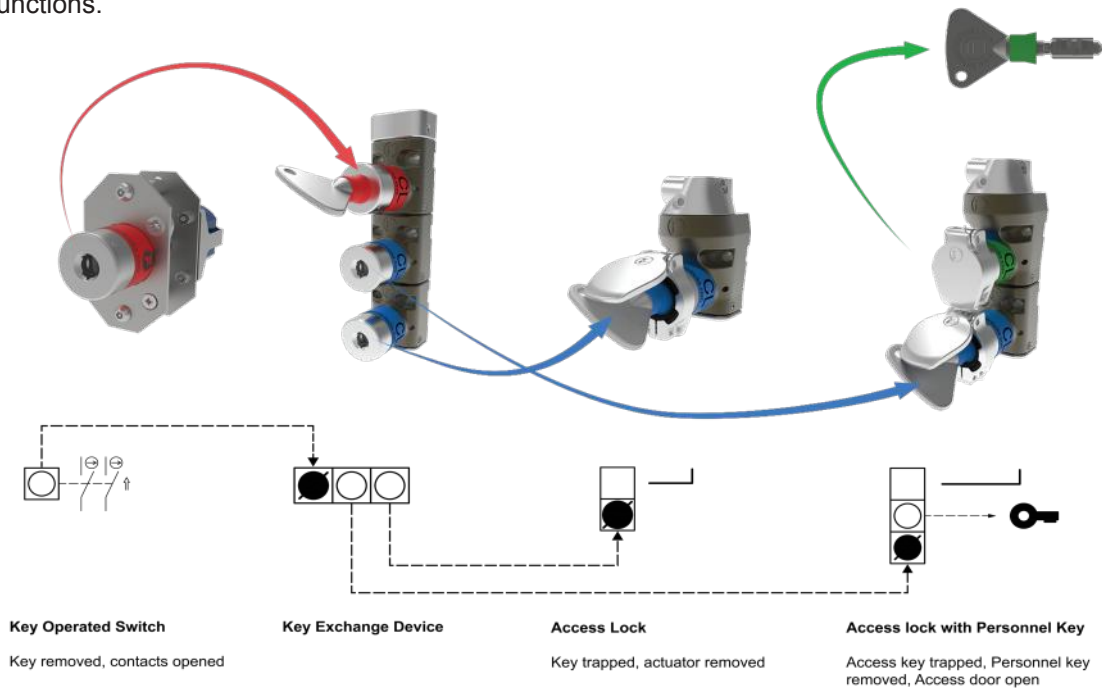
Interlocking is a method of controlling two or more interdependent operations which must take place in a predetermined sequence, if necessary remotely controlled or time delayed. The need for this sequence may be safety to personnel and equipment, or it may be to control processes and productivity.

For Reference-

- ISO 14119 is the interlocking standard that forms part of the machinery directive.
- ISO/TS 19837:2018 is the technical specification relevant to trapped key interlocking.

Why Mechanical?


- One power isolator can be used for multiple doors through the use of a key exchange unit.
- This reduces any fault masking risks and wiring installation required.
- In addition mechanical interlocking is the only method of safeguarding solutions for multiple energy sources.
- Personnel keys can be used to prevent unexpected start up of machinery as per ISO 14118, removing the necessity for escape functions.



mGard is the only range of trapped key interlocks 3rd party approved as being capable of meeting PLe and is perfect for heavy duty applications. Fortress' **mGard** is suitable for us up to SIL3 (EN/IEC 62061), Category 4 and PLe (EN/ISO 13849-1).



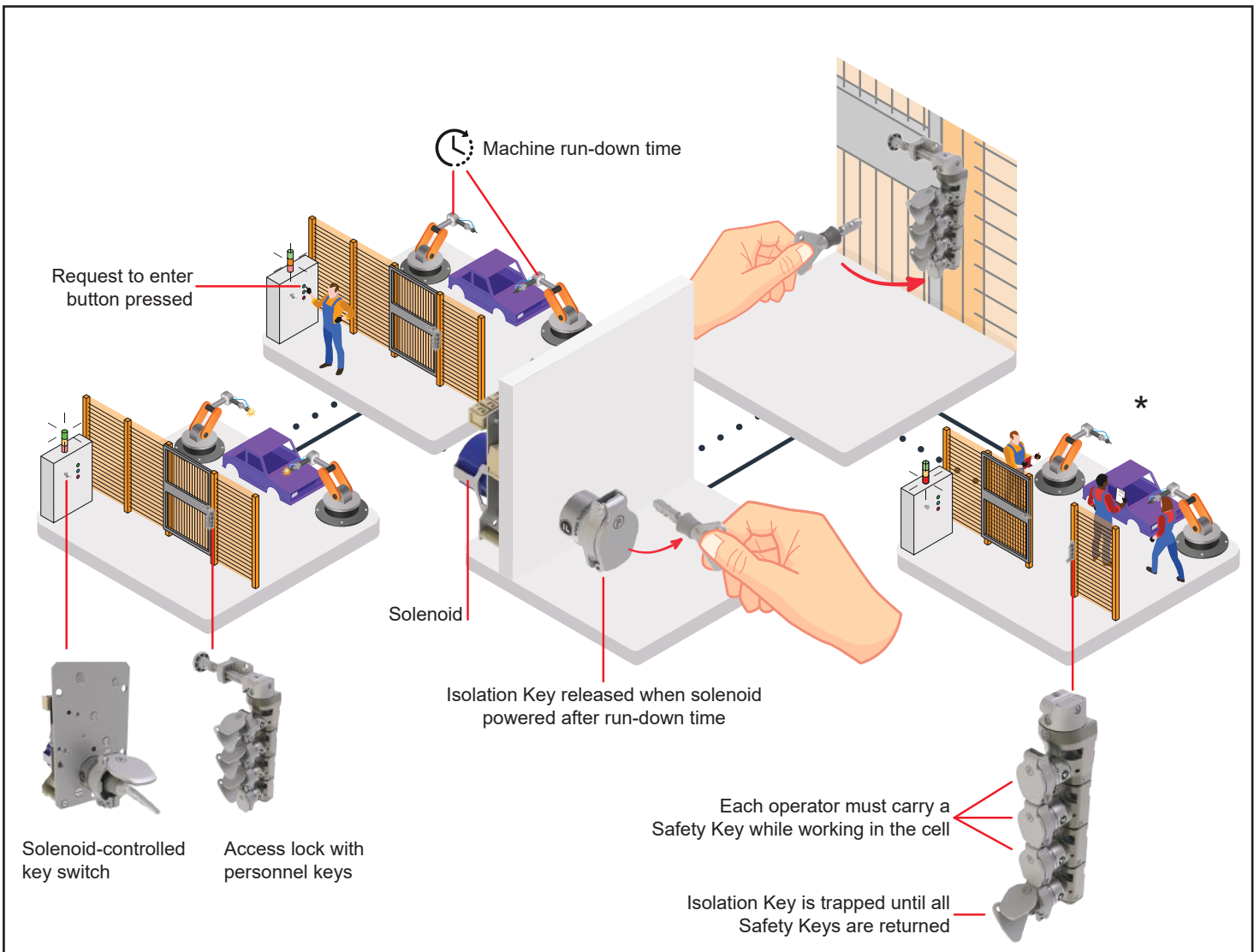
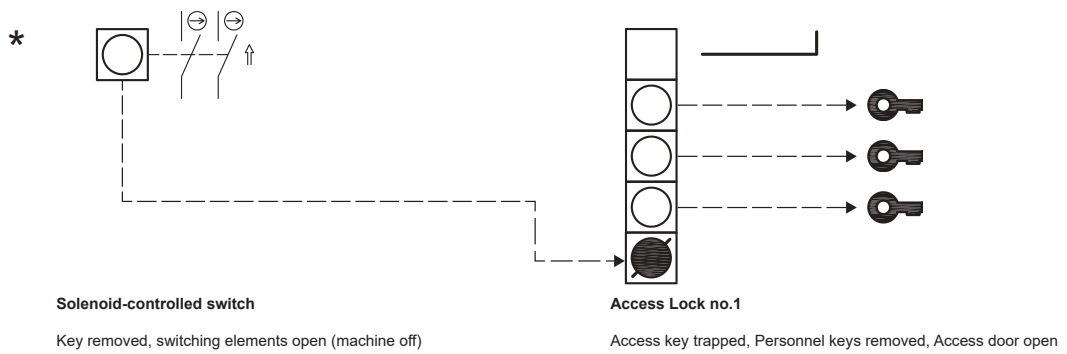
Trapped key interlocking is a tried and tested method of mechanically safeguarding dangerous machines and hazardous processes. Mechanical keys eliminate most of the electrical wiring associated with other types of interlocks making it cost effective to install and maintain.



Robot Welding Cell

Application Requirement:

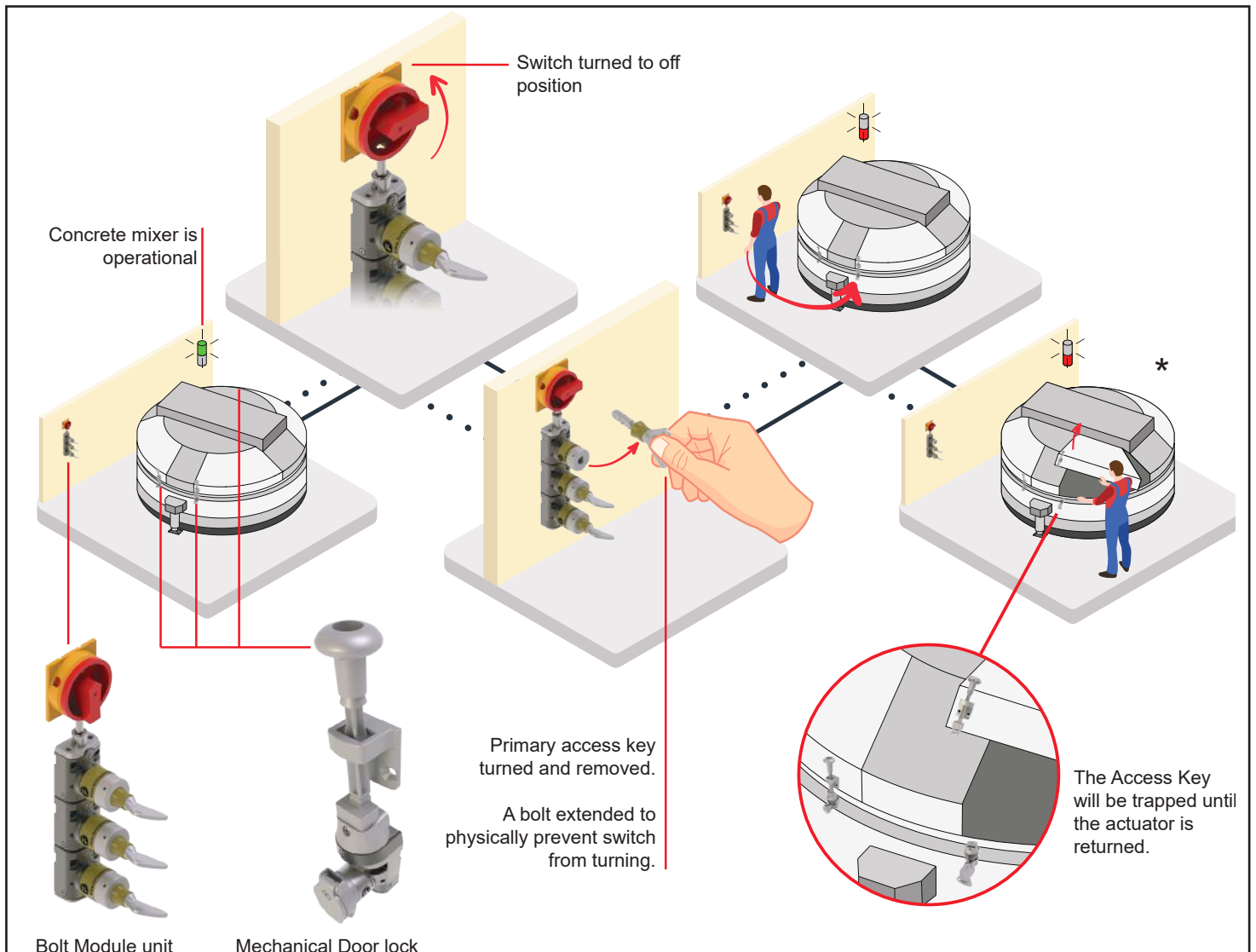
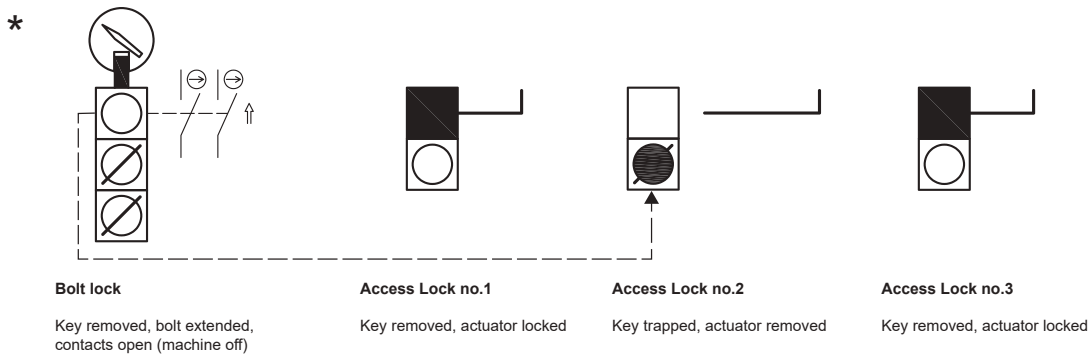
This robot welding cell's safety system must only allow operators to enter the cells when power to the cell has been isolated and the machinery has come to a controlled stop after a defined run-down time. After access, the system prevents unexpected start up when multiple operators are performing maintenance, via personnel keys.



Concrete Mixer

Application Requirement:

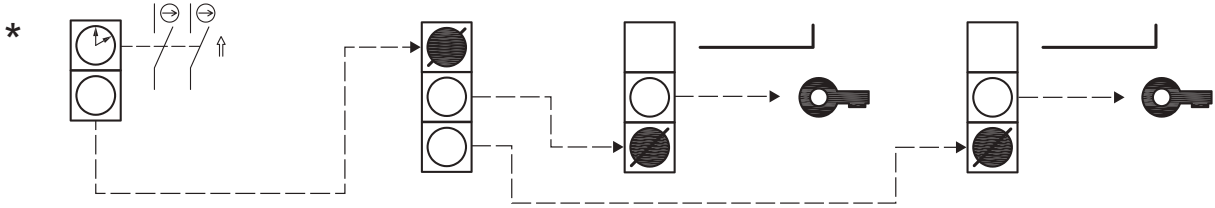
Industrial concrete mixers have multiple access hatches that are safeguarded by mechanical interlocks. These access hatches are opened for scheduled cleaning under the protection of the installed safety system. Access is only allowed once the power switch to the mixer has been mechanically isolated.



Double Backer

Application Requirement:

The double backer machines enclosed in two cells requires extensive safeguarding. A safety system for the cells should ensure operators and maintenance personnel can only enter the areas once power to all of the machinery has been isolated and has come to a controlled stop.



Time delay device

Key removed, switching elements open (machine off).

Key exchange device

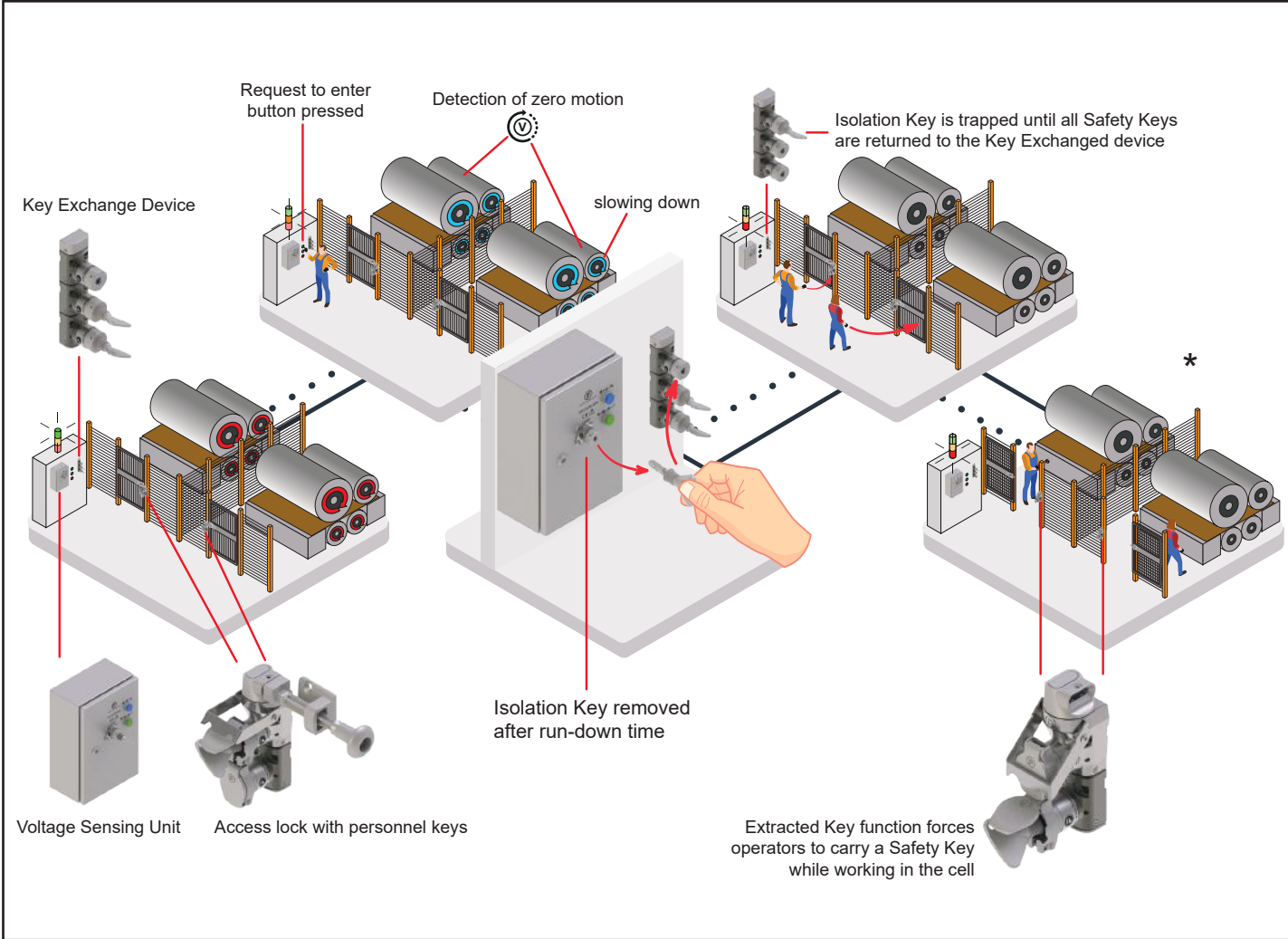
Isolation key trapped, Access keys removed.

Access Lock with Personnel key no.1

Access key trapped, Personnel key removed, Access door open.

Access Lock with Personnel key no.2

Access key trapped, Personnel key removed, Access door open.



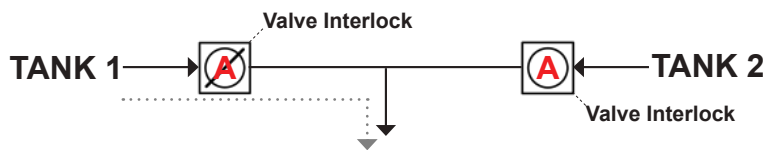
Valves & Specials

Valves & Pneumatic Interlocks

Fortress supplies a range of valve interlocks suitable for valve applications and for pneumatic isolation. With the incorporation of a mechanical module and key to a valve, Fortress has created a simplified solution for controlling the position of the valve and isolating the valve movement without the need of levers or hand-wheels in other forms of valve interlocking/lockout.

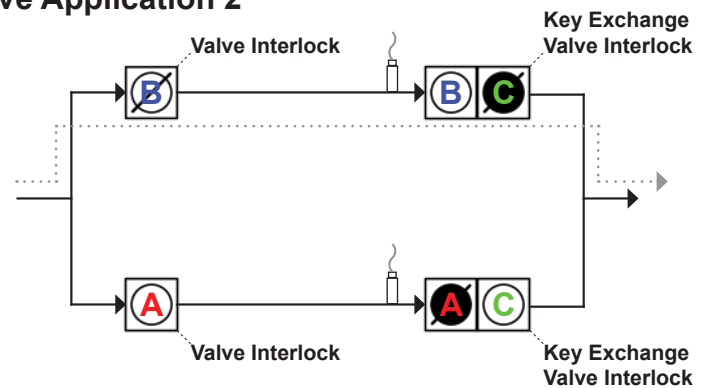


Valve Application 1



In this application, only one of the tanks can feed into the supply at once. The use of Valve Interlocks insures only one of the lines can be open because the two interlocks share a single key. Each valve can only be opened while a key is trapped to the locked position in the interlock.

Valve Application 2




In this application, at least one pressure release line must be open at all times. The use of the Valve Interlocks insures at least one line will always be open because the independent interlocks A and B require their corresponding key to be turned to the locked position to close the valve. The two Key Exchange Interlocks share one key for the two locks marked C. The key for the two C locks is transferred between the units to always trap either the A or B key.

Specials and Custom Units for Applications

Over the years, Fortress has produced many special-purpose units designed to meet the specific needs of its customers and applications within their industries. Some of these units include: standalone time delay/voltage sensing, ATEX rated switches/solenoids and elaborate key sequencing exchange boxes. Some of these units have been added to the mGard range as their popularity in applications has grown throughout the years, but are considered non-standard or specials solutions due to the extended lead time required to design and manufacture.

Fortress has also helped customers create completely custom units that were specific to one individual application. These units were created in collaboration with engineers between both parties to better understand the needs and constraints of the application. Fortress is pleased to offer advice and assist without obligation; although a more simple solution may be proposed through standard mGard units or the other ranges Fortress has to offer.



Power Isolation

Control Interlocking

Panel Mounted Panel Mounted Weatherproof In Enclosure

Key Switch(es)



Knob Operated Switch Control Unit



Power Interlocking

Mechanical Bolt Interlock



Bolt Interlock with Limit Switch



Mini Solenoid Controlled Key Switch(es)



Key Operated Switch Control Unit



Bolt Interlock with Switch



Circuit Breakers




Solenoid Controlled Key Switch(es)



Electronic Time Delay Unit



Valve & Pneumatic Interlocks




ATEX Solenoid Controlled Key Switch



ATEX Key Switch



Voltage Sensing Unit



Key Exchange

Modular Key Exchange Unit



Modular Key Unit with Switch(es)



Door Locks

Single Door Interlock



Multiple Modular Door Interlock



Forced Safety Key Door Interlock



All in One Door Interlocks



Actuators

Fixed Actuator



Handle Operated Actuator



Spring Released Handle Operated Actuator



Compressible Actuator



Self Aligning Actuator



Keys & Locks

Standard



Masterable



Colours available for key seal and lock label.



Colours available for key bow and dustcovers.



3 lines of 10 characters available for engravings.

Low Profile



Accessories

Extension Module



Dustcovers (Available as Standard & Padlockable)



Lock-Out Hasps (For 3x Padlocks)



Back of Board Mounting Kit



Power Isolation: Power Interlocking Bolt Module Unit

BM1 Unit



XMA Unit



m
Additional Modules Fitted when multiple locks are selected

BMR1 Unit



BML2 Unit



BM Bolt Module

- Blank, Mazak Case (Standard)
- S** Stainless Steel Body

- Blank
- R** Switch Contact Block Mounted to Back of Primary Lock
- L** 24v Limit Switch Mounted to the Bottom of the Unit

- 1-5** Total Locks for BMS (Stainless Steel)
- 1-10** Total Locks for BM

0-10 Number of Primary Keys

0-10 Number of Secondary Keys

- CL** Standard Lock
- ML** Master Lock
- IN** No Dustcover (Standard)
- IS** Dustcover
- IL** Padlockable Dustcover
- SS** Stainless Steel with Dustcover, BMS Body Only
- SL** Stainless Steel with Padlockable Dustcover, BMS Body Only

m
The sum of Primary and Secondary keys should equal the total number of keys

m
Primary Keys directly affect the positioning of the bolt

m
The Secondary Keys positioning is dependent of the chosen Key Sequencing for the Bolt Module Unit

- A** Primary Key(s) Free Bolt Shot, Secondary Key(s) Trapped
- D** Primary Key(s) Free Bolt Withdrawn, Secondary Key(s) Free

- Leave Blank for BM, BMS, BML or BMSL
- 02022** 20Amp 2xNO 2xNC Switch, BMR or BMSR Only
- 02040** 20Amp 4xNO Switch, BMR or BMSR Only
- Other switches available upon request

- Blank, No Mounting Plate
- MP** Mounting Plate

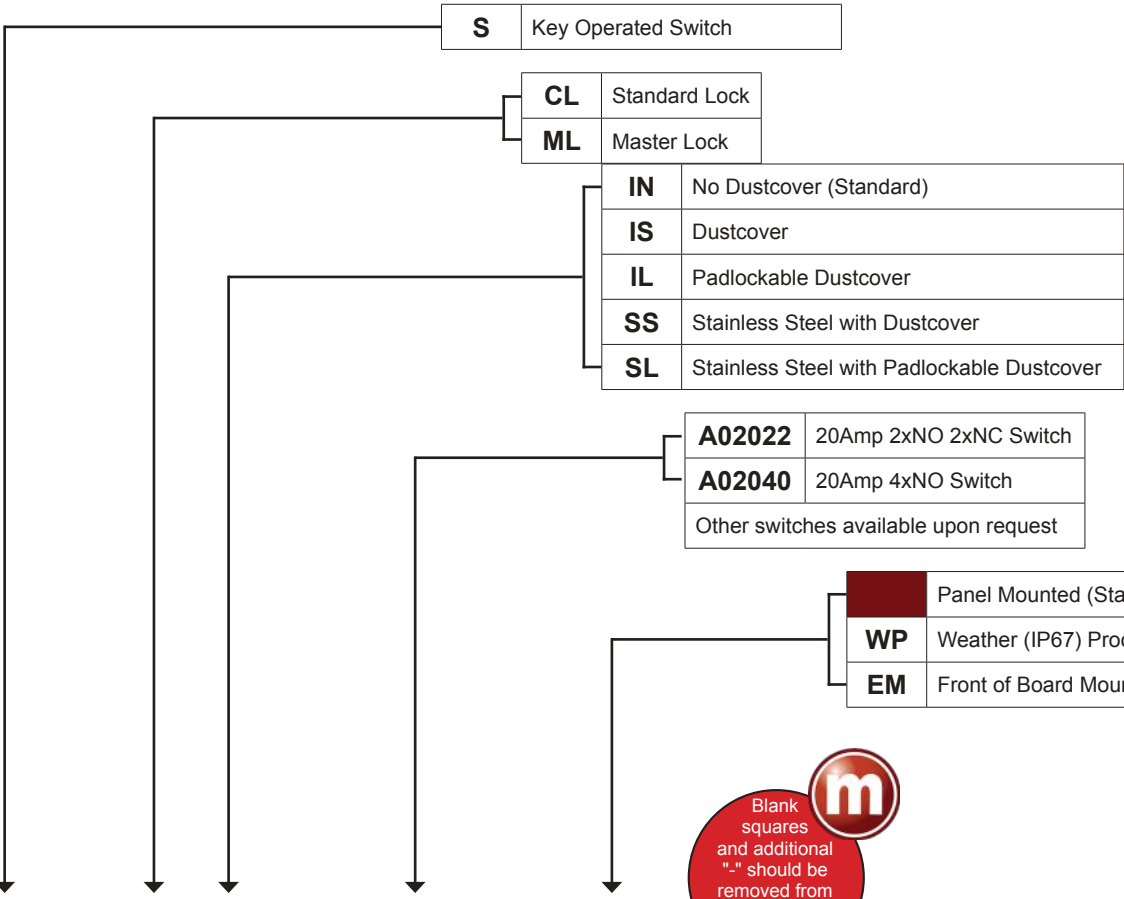
- 006-022** Standard, Bolt Length of 6mm (Retracted)
- 003-019** Bolt Length of 3mm (Retracted)
- 013-029** Bolt Length of 13mm (Retracted)
- 030-046** Bolt Length of 30mm (Retracted)
- 050-066** Bolt Length of 50mm (Retracted)
- 150-166** Bolt Length of 150mm (Retracted)

m
Blank squares and additional "-" should be removed from the final part number

BM - - - - -

Power Isolation: Control Interlocking Key Operated Switch

S Unit



Blank squares and additional "-" should be removed from the final part number

S-WP Unit



The lock on a S-WP must be comprised of either SS or SL

S-EM Unit



The lock used in the switch determines the enclosure. IN, IS and IL for Zinc Alloy or Mild Steel. SS and SL for Stainless Steel



Power Isolation: Control Interlocking Solenoid Controlled Key Switch

SS1-B



Addon lock modules are fitted to the solenoid if multiple keys are released by the solenoid

SS1-WP



SS1-F



The sum of Primary and Secondary keys should equal the total number of keys

SS	Solenoid Controlled Key Switch
1-10	Total Number of Locks
1-10	Number of Keys Freed when Solenoid is Energized (Primary)
0-9	Number of Keys Trapped when Solenoid is Energized (Secondary)
CL	Standard Lock
ML	Master Lock
IN	No Dustcover (Standard)
IS	Dustcover
IL	Padlockable Dustcover
SS	Stainless Steel with Dustcover
SL	Stainless Steel with Padlockable Dustcover

A	Switch Only on Solenoid Lock
B	Switch on Solenoid Lock & First Addon Lock
02022	20Amp 2xNO 2xNC Switch
02040	20Amp 4xNO Switch
Other switches available upon request	
A	AC
D	DC
024	24v (DC Only)
048	48v (DC Only)
110	110v (DC or AC)
230	230v (AC Only)
PU	Power to Unlock Solenoid

V	Locks Arranged Vertically
01	1 Row
C	Cam Sequence
	Blank, Back of Board Mounting
WP	Weather (IP67) Proof Back of Board Mounting
F	In an Enclosure for Mounting on the Front of the Panel
	Leave Blank if Back of Board Mounting selected
B	Mild Steel Painted Blue Fabrication
R	Mild Steel Painted Red Fabrication
RAL#	Mild Steel Painted to Specific RAL Number
S	Stainless Steel IP66 Fabrication

SS - - - - - PU - V 01 C

Blank squares and additional "-" should be removed from the final part number

Power Isolation: Control Interlocking Mini Solenoid Controlled Key Switch

MSS Unit



MSS Solenoid Controlled Key Switch

- 1** One Key Freed when Solenoid is Energized
- 0** Zero Keys Trapped when Solenoid is Energized

- CL** Standard Lock
- ML** Master Lock

- IN** No Dustcover (Standard)
- IS** Dustcover
- IL** Padlockable Dustcover
- SS** Stainless Steel with Dustcover
- SL** Stainless Steel with Padlockable Dustcover

A00302 3Amp 2xNC Switch

- A** AC
- D** DC
- 024** 24v (DC Only)
- 048** 48v (DC Only)
- 110** 110v (DC or AC)
- 230** 230v (AC Only)

PU Power to Unlock Solenoid

- Panel Mounted (Standard)
- WP** Weather (IP67) Proof Back of Board Mounting
- EM** Metal Enclosure (Options Pod), 24v DC Solenoid Only

The contact block in the Mini Solenoid Controlled Key Switch are only available as a 3Amp 2xNC Switch

MSS-EM Unit



MSS-WP Unit

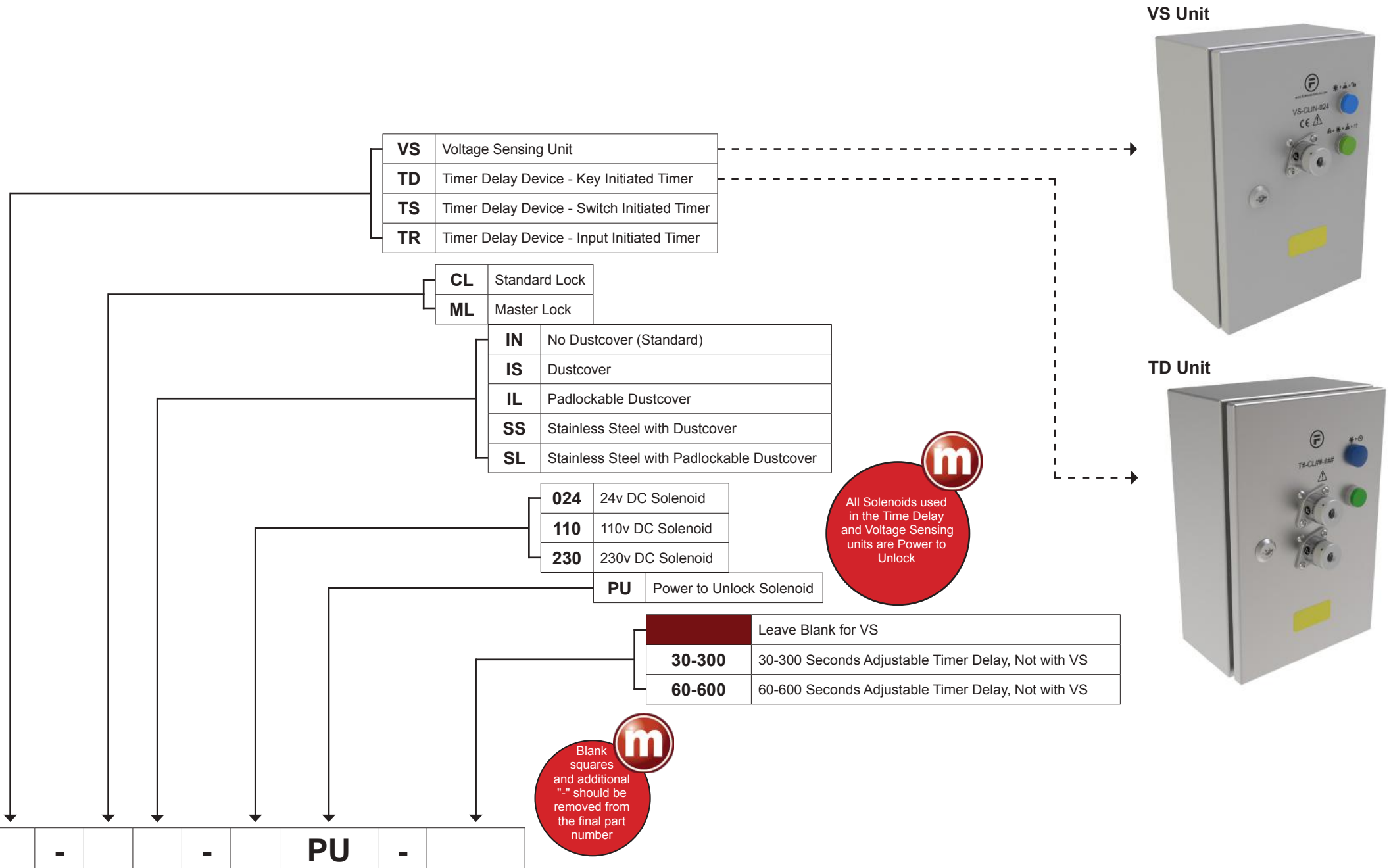


The Solenoid used in the Mini Solenoid Controlled Key Switch are all Power to Unlock

Blank squares and additional "-" should be removed from the final part number



Power Isolation: Control Interlocking Time Delay and Voltage Sensing



Power Isolation: Control Interlocking

Solenoid Controlled Key Switch

SCU1-B Unit



LCU4-B Unit



The sum of Primary and Secondary keys should equal the total number of keys

SCU	Knob Operated Switch Control
LCU	Lock Operated Switch Control
1-7	Total Number of Locks for SCU
2-8	Total Number of Locks for LCU
0	Number of Keys Trapped in a SCU (Control)
1-7	Number of Keys Trapped in a LCU (Control)

1-7	Number of Keys Freed in a SCU/LCU (Access)
------------	--

CL	Standard Lock
ML	Master Lock
IN	No Dustcover (Standard)
IS	Dustcover
IL	Padlockable Dustcover
SS	Stainless Steel with Dustcover
SL	Stainless Steel with Padlockable Dustcover

A	Switch Only on Control Lock/Knob
B	Switch on Control Lock/Knob and First Access Locks
02022	20Amp 2xNO 2xNC Switch
02040	20Amp 4xNO Switch
Other switches available upon request	


H	Locks Arranged Horizontally
01	1 Row (Standard)

C	Cam Sequence, Not Available on 2 Row Units
R	Runner Bar Sequence

B	Back of Board Mounting
F	In an Enclosure for Mounting on the Front of the Panel

	Leave Blank if Back of Board Mounting selected
B	Mild Steel Painted Blue Fabrication
R	Mild Steel Painted Red Fabrication
RAL#	Mild Steel Painted to Specific RAL Number
S	Stainless Steel IP66 Fabrication

Blank squares and additional "." should be removed from the final part number



Intermediate Transfer

Key Exchange Units

XM2 Unit



XMR2 Unit



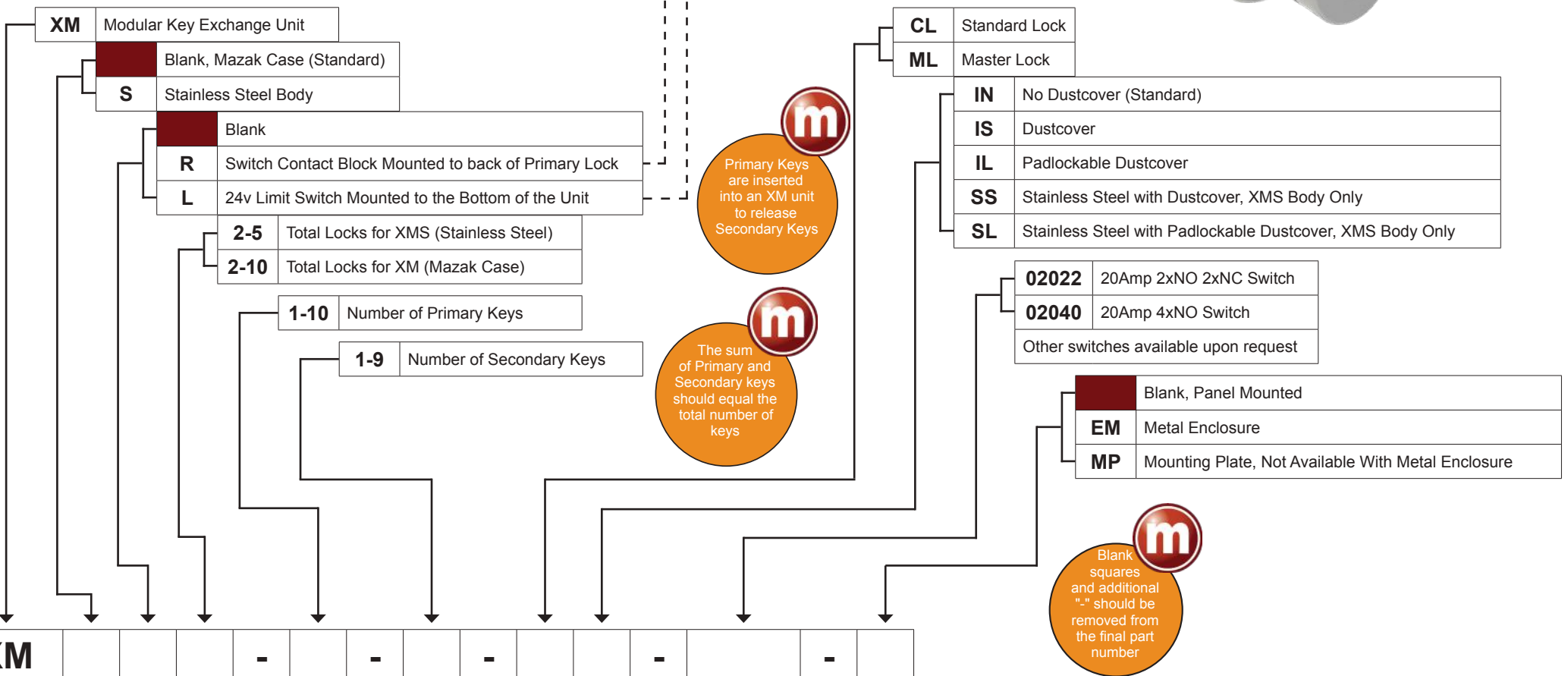
XML2 Unit



XMA Unit



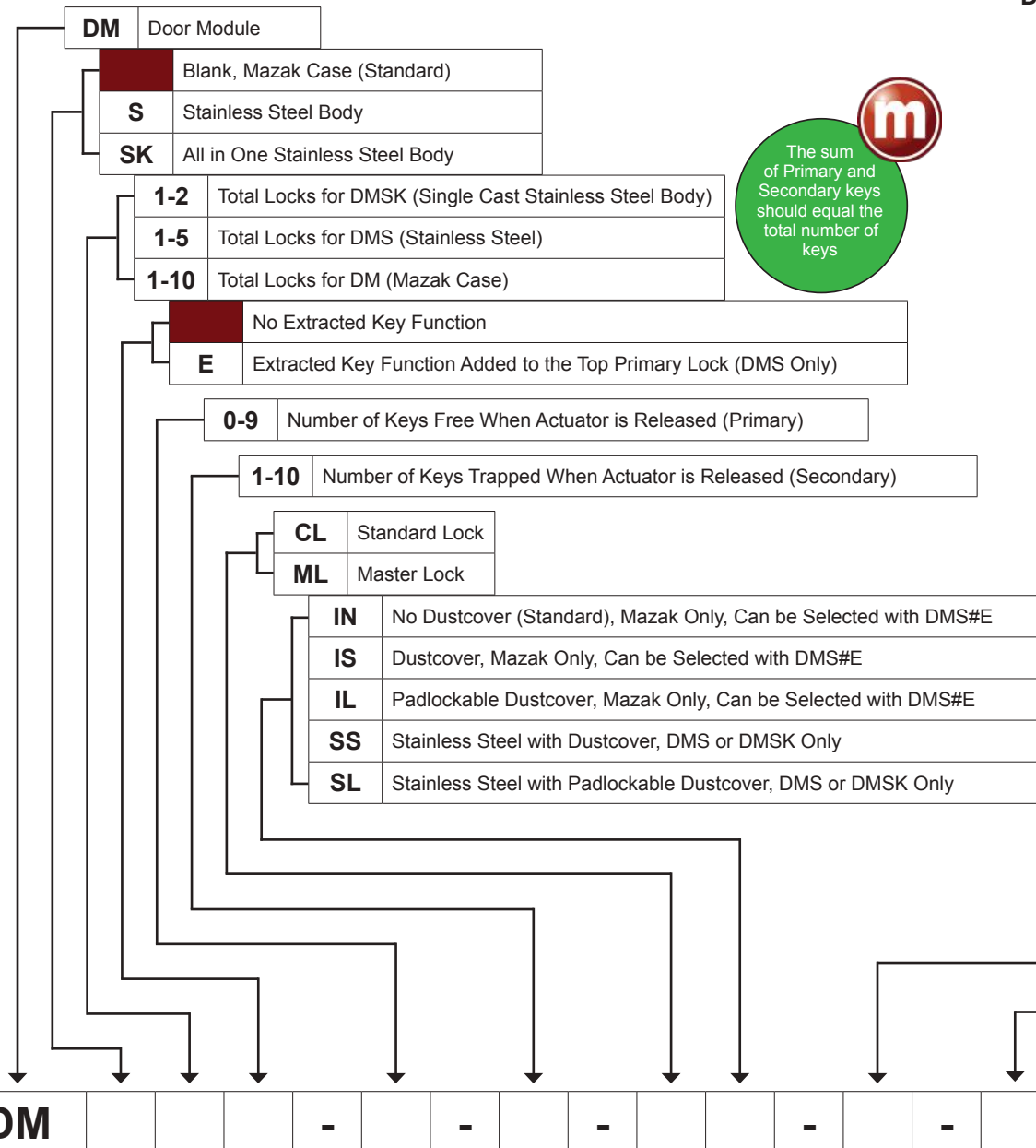
Additional Modules Fitted when multiple locks are selected





Access Control

Door Locks



DM1



DMS1



DMSK1



	Blank, No Actuator
H	DM Hand Actuator
A	DM Hand Actuator with Spring Return
C	DM Compressible Actuator
F	DM Fixed Actuator
S	DM Self-Aligning Actuator

XMA Unit



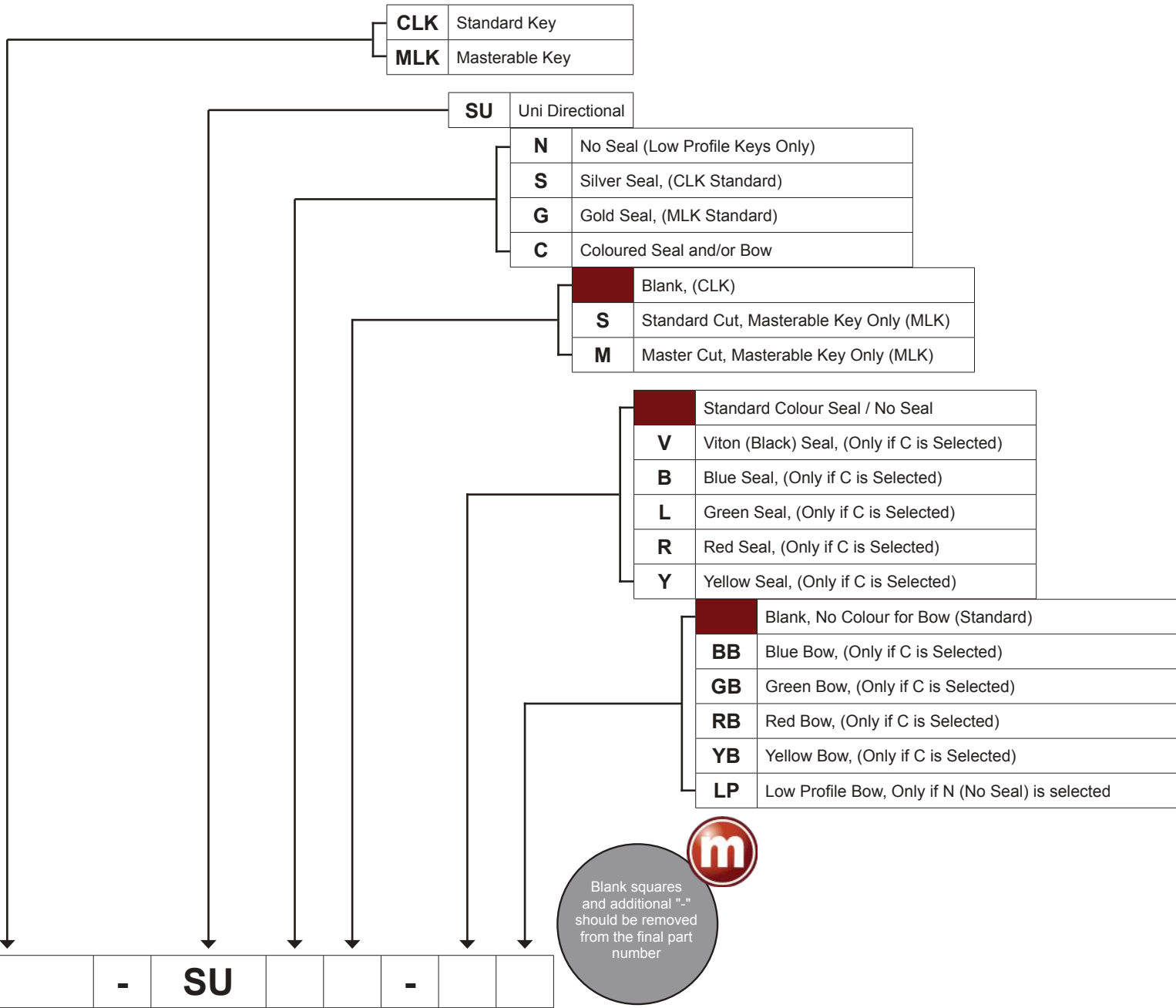
	Blank, No Actuator
LE	Actuator Left Entry
TE	Actuator Top Entry, Default for A and H actuators
BE	Actuator Rear Entry, Default for C, F, and S actuators
FE	Actuator Front Entry
RE	Actuator Right Entry

	Blank, No Mounting Plate
MP	Mounting Plate

Additional Modules Fitted when multiple locks are selected

The head unit on the Door Lock Modules have two access holes, and can rotate 360° at 90° intervals.

Keys and Accessories



CLK-SUSS



MLK-SUGS



MLK-SUCS-VYB



CLK-SUNS-LP



Keys and Accessories

Stainless Steel Dust Cover



Part Number
CLDC

Stainless Steel Padlockable Dust Cover



Part Number
PLDC

Lockout Scissor Hasp



Part Number
LOS3

Lockout Scissor Hasp with Cable



Part Number
LOS3C

Back of Board Adaptor



Part Number
M-BOB

Add On Lock Module



Part Number

XMA-CLIN: Mazak Body, No Dustcover
XMA-CLIS: Mazak Body, Dustcover
XMA-CLIL: Mazak Body, Padlockable Dustcover

Stainless Steel Add On Lock Module




Part Number


XMSA-CLSS: Stainless Steel Body, Dustcover
XMSA-CLSL: Stainless Steel Body, Padlockable Dustcover

Protecting People, Protecting Productivity

A HALMA COMPANY


Fortress Interlocks Ltd

 +44 (0)1902 349000


 sales@fortressinterlocks.com


Fortress Interlocks Europe

 +31 (0)10 7536060

 europe@fortressinterlocks.com

Fortress Interlocks USA

 +1 (859) 578 2390


 us@fortressinterlocks.com

Fortress Interlocks Pty Ltd

 +61 (0)3 9771 5350


 australia@fortressinterlocks.com


Fortress Interlocks China

 +86 (021) 6016 7611

 china@fortressinterlocks.com

Fortress Interlocks India

 +91 8657445479

 india@fortressinterlocks.com



Official Distributor

www.fortressinterlocks.com